

1
O
V
O

RECEPTIONS

dvo_

A LIFEFUL PLACE FOR A DESIGNFUL INSTINCT

Design del servizio. Siamo prima di tutto questo. Esperti del settore dell'arredo da ufficio. E innovatori. Partner prima che fornitori. Partecipiamo ai progetti dei clienti fornendo servizi di pre e post-vendita e formazione continua. Puntiamo alla felicità del cliente perché è un concetto che va oltre la semplice soddisfazione. Siamo una service company che risponde a ogni idea creativa con un servizio just in time e una logistica veloce e affidabile. Lavoriamo al fianco di architetti e progettisti per fornire un servizio flessibile, dinamico, a misura di cliente e di progetto. Pensiamo e agiamo "green", implementando continuamente le nostre certificazioni. DVO è soprattutto questo. Un partner capace di interpretare il mercato e comprenderne le evoluzioni. Per fornire le risposte giuste prima che diventino bisogni.

Service design. This is what we are, first and foremost. Experts in the office furniture industry. And innovators. Partners more so than suppliers. We contribute to our customers' projects, providing before- and after-sales services and continuous training. We strive to make our customers happy, because happiness goes well beyond satisfaction. We are a service company that responds to every creative idea with a just-in-time strategy and fast, reliable logistics. We work alongside architects and designers to offer a flexible, dynamic service tailored to the customer and the project. We think and act "green", continuously building on our certifications. DVO is this, above all. A partner able to interpret the market and understand its evolution. To give the right answers before desires become needs.

Receptions

Gli elementi dedicati all'accoglienza. Tre differenti collezioni di mobili da reception per ufficio che si adattano perfettamente ad ogni esigenza: minimalismo, chiarezza costruttiva e linearità.

The elements dedicated to welcoming areas. Three different collections for any need: minimalism, constructive clarity and clean design.

Led P. 04



Abako P. 24



Qubo P. 48



Led

DV702

L'espressione esatta di chiarezza costruttiva. Una linea dedicata all'arredo per reception, funzionale al dialogo e all'operatività. Funge da primo contatto, è l'elemento che relaziona l'utente con l'azienda attraverso una chiarezza lineare ben definita ed elegante.

The precise expression of constructive clarity. A line dedicated to reception furniture, functional to dialogue and operation. It acts as a first contact, it is the element that relates the user to the company through a well-defined and elegant linear clarity.







Receptions

Con i suoi pannelli
retroilluminati a led,
i banchi reception
trasformano l'ambiente
circostante
in pura magia.



*With its backlit panels
it transforms the
environment into pure
magic.*



Receptions





Receptions







Ogni dettaglio
della collezione
è curato nei minimi
particolari:
delicate rotondità
si contrappongono
a linee decise.

*Every detail
of collection
is taken care of
to the extreme:
delicately rounded
shapes contrast
with clean lines.*








Receptions






Receptions




Moduli bancone e fianchi / Reception units and sides

Pannelli verticali sp. 1.8 cm in melaminico (*) o laminato (**)/
Vertical panels 1.8 cm thick in melamine (*) or laminate (**)



Bianco lucido / Glossy white
Noce "Maroncelli" / "Maroncelli" walnut
Rovere chiaro / Light oak

Piani di lavoro sp. 1.8 cm, in melaminico /
Worktops 1.8 cm thick, in melamine



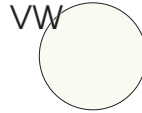
Bianco / White
Noce "Maroncelli" / "Maroncelli" walnut
Rovere chiaro / Light oak

Zoccoli e profili in alluminio /
Base metal frames and profiles in aluminium



Alluminio / Aluminium

Top sp. 1.5 cm, in vetro temprato retrolaccato /
Top 1.5 cm thick, rear-lacquered tempered glass



Retrolaccato bianco /
Rear lacquered white

Gambe terminali - intermedie in tubolare metallico /
Tubular metal end - intermediate legs



Bianco / White
Alluminio / Aluminium

Pannelli Led sp. 0.4 cm, in Metacrilato /
Led panels 0.4 cm thick, in Methacrylate

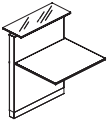
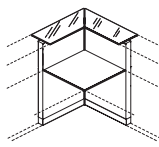
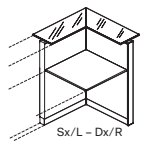


Opalino bianco + telaio alluminio /
Opal white + aluminium frame

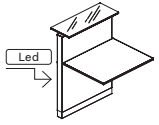
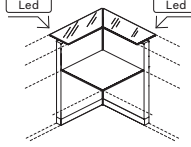
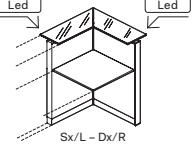
Note

Su specifica richiesta è possibile ordinare abbinamenti tra pannelli e piani di lavoro diversi da quelli previsti a listino. Eventuali richieste di pannelli in metacrilato con illuminazione Led con colorazioni e finiture differenti, verranno valutate di volta in volta dall'ufficio commerciale. / On specific request, front panels, side panels, and worktops can be supplied in non-standard finishes. Requirements for special finishes for the methacrylate Led panels with lighting will be studied case by case by the commercial department.

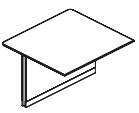
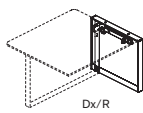
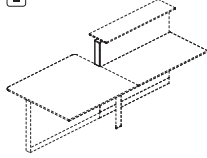
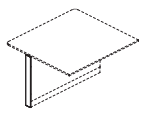
Moduli bancone standard / Standard counter units

<p>P 85,5 x H 112</p>  <p>702.MB.11.08_L 80 702.MB.11.12_L 120 702.MB.11.18_L 180 Moduli dritti / Straight counter units</p>	<p>L 85,5 P 85,5 x H 112</p>  <p>702.MB.13.08_ Raccordo 90° 2 vie / 2 Way connection counter unit</p>	<p>L 85,5 P 86,5 x H 112</p>  <p>702.MB.14.08_ Terminale 90° Dx - Sx / Terminal counter unit 90° R - L</p>
--	--	---

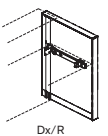
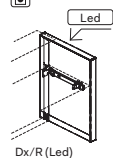
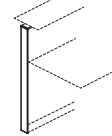
Moduli bancone con Led / Counter units with Led

<p>P 85,5 x H 112</p>  <p>702.MB.11.08_+ Led L 80 702.MB.11.12_+ Led L 120 702.MB.11.18_+ Led L 180 Moduli dritti / Straight counter units</p>	<p>L 85,5 P 85,5 x H 112</p>  <p>702.MB.13.08_+ Led Raccordo 90° 2 Vie / 2 Way connection counter unit</p>	<p>L 85,5 P 86,5 x H 112</p>  <p>702.MB.14.08_+ Led Terminale 90° Dx - Sx / Terminal counter unit 90° R - L</p>
---	---	--



Moduli bancone con piano conversazione / Counter units with conversation top

<p>P 105 x H 74</p>  <p>702.MB.12.12_L 120 Modulo conversazione / Conversation counter unit</p>	<p>L 82 P 8 x H 73</p>  <p>702.FC.13.08_ Dx - R/Sx - L Fianchi terminali conversazione / Terminal sides for conversation counter units</p>	<p>L 8 P 1 x H 34</p>  <p>702.CT.A1.01 Copertura superiore conversazione / Upper cover element for conversation counter unit</p>	<p>L 8 P 1 x H 71,5</p>  <p>702.CT.B1.01 Copertura terminale conversazione / Terminal cover element for conversation counter units</p>
---	---	---	---



Componenti per bancone / Components for counter units

<p>L 82 P 8 x H 108</p>  <p>702.FC.11.08_ Fianchi terminali / Terminal sides Dx - R/Sx - L</p>	<p>L 82 P 8 x H 108</p>  <p>702.FC.11.08_+ Led Fianchi terminali / Terminal sides Dx - R/Sx - L</p>	<p>L 8 P 1 x H 108</p>  <p>702.CT.10.01 Copertura terminale / Terminal cover element</p>
---	---	--




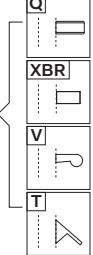
Gambe / Legs

<p>L 82 P 8 x H 108</p>  <p>702.GT.11.00 Gamba terminale / Terminal leg Dx - R/Sx - L</p>	<p>L 82 P 8 x H 108</p>  <p>702.GM.11.00 Gamba intermedia / Middle leg</p>
---	--







Allunghi laterali / Lateral extensions

<p>P 65 x H 74</p>  <p>801.TD.01.08_L 80 801.TD.01.10_L 100 801.TD.01.12_L 120</p>	<p>P 80 x H 74</p>  <p>801.TD.02.08_L 80 801.TD.02.10_L 100 801.TD.02.12_L 120</p>	<p>P 65 x H 1,8</p>  <p>801.AL.01.08_L 80 801.AL.01.10_L 100 801.AL.01.12_L 120</p>
--	---	--

Cassettiere portanti / Carrying pedestals

<p>L 42 P 65 x H 72,2</p>  <p>550.CS.30.04_</p>	<p>L 42 P 65 x H 72,2</p>  <p>550.CS.40.04_</p>	<p>H 2,5</p>  <p>550.CG.11.04 Zoccolo (Optional) / Base frame (Optional)</p>	
--	---	---	---

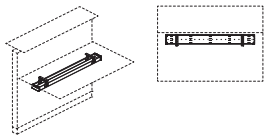
Cassettiere / Pedestals

<p>L 42 P 57 x H 55,5</p>  <p>550.CS.10.04_ Melaminico / Melamine</p>	<p>L 42 P 57 x H 55,5</p>  <p>550.CS.20.04_ Melaminico / Melamine</p>	<p>L 32,2 P 54,2 x H 55,6</p>  <p>550.CS.1M.03_ Metalliche / Metallic</p>	<p>L 32,2 P 54,2 x H 55,6</p>  <p>550.CS.2M.03_ Metalliche / Metallic</p>	<p>L 42,2 P 54,2 x H 55,6</p>  <p>550.CS.1M.04_ Metalliche - Vaschetta porta cancelleria inclusa / Metallic - Stationery tray included</p>	<p>L 42,2 P 54,2 x H 55,6</p>  <p>550.CS.2M.04_ Metalliche - Vaschetta porta cancelleria inclusa / Metallic - Stationery tray included</p>
---	--	--	--	---	---

Note: Per portacancelleria cassetti, vedi capitolo DV300-Accessori / For stationary tray, see chapter DV300-Accessories.

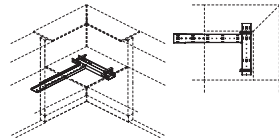
Canalizzazione – Elettrificazione/Wire-Management – Electrification

P 10,2 x H 4,5



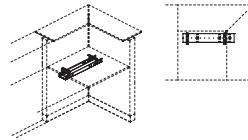
702.AP.01.08 L 80
702.AP.01.12 L 120
702.AP.01.18 L 180

P 10,2 x H 4,5



702.AP.01.07

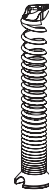
L 80 P 10,2 x H 4,5



702.APT.1.08



702.AP.09.00



300.AP.V1.00



702.AP.03.01



300.AP.F1.00



702.DM.01.00

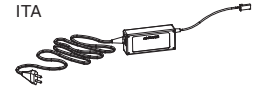


702.DM.02.00



ITA
USA UK

702.AL.L6.00
30W/110 - 240V ≥ 12V

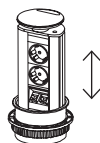


ITA
USA UK

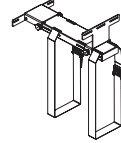
702.AL.L7.00
50W/110 - 240V ≥ 12V



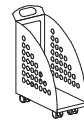
300.AP.S1.02 L 20,5
300.AP.S1.03 L 30
300.AP.S1.04 L 42



300.AP.T4.01
300.AP.T5.01 - UK
300.AP.T6.01 - US



702.AC.01.00



300.AC.06.05

Ø 8
■



300.AP.T8.11
300.AP.T8.14
300.AP.T8.17
300.AP.T8.20

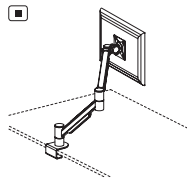


300.AP.T2.01 Ø 8



300.AP.T7.01_Ø 6
300.AP.T8.01_Ø 8

Bracci porta video / Arms for video support



300.AC.02.01
Braccio porta video mobile su piano
/ Dynamic arm for video support on deskbase

Note:

1 Progettare la composizione del bancone ed aggiungere:
n°1 gamba intermedia per ogni collegamento tra due moduli;
n° 1 gamba terminale Dx o Sx, o fianco terminale Dx o Sx,
o fianco terminale conversazione Dx o Sx per ogni lato finale del
bancone; coperture terminali nella stessa quantità
delle gambe terminali; copertura superiore per ogni collegamento
tra modulo conversazione e modulo bancone;
/ When designing the counter composition, add the following
elements: n°1 middle leg for each connection between
two counters; n°1 terminal leg (RH or LH) or terminal side (RH or LH),
or terminal side for conversation counter unit (RH or LH) on each
side of the counter unit; add the terminal covers elements according
to the same quantity of terminal legs; upper cover element for
the connection between the conversation counter unit and the
standard counter unit;

2 Le dimensioni sono espresse in cm – consultare
il listino prezzi per le caratteristiche tecniche, i codici
degli articoli e delle finiture / Dimensions are stated in cm
– for technical characteristics, article code numbers
and finishing see price list;

3 Per la scelta dei contenitori e degli accessori vari,
consultare il relativo listino o catalogo / To choose storage
units and accessories, please check correspondent price
list or catalogue;

■ Prodotti non in pronta consegna. Per la disponibilità
contattare l'ufficio commerciale / Items not in prompt
delivery. Please contact the commercial department to
check availability;

■ Articoli prodotti solo su richiesta / Items produced only
on demand;

■ Fino ad esaurimento / Until exhaustion;

■ Con serratura / With lock;

■ Componenti non collegabili con modulo conversazione
/ Items that cannot be connected with the conversation
counter units.

Abako

DV701

Arredo d'immagine e professionalità. Elementi lineari, linee arrotondate, dettagli ad alta valenza formale e inediti accostamenti di materiali; come un biglietto da visita dell'azienda, i banchi reception sono il primo luogo di contatto con il pubblico e l'esterno.

Furnishing with image and professionalism. Linear elements, rounded lines, details of high formal valence and unusual combinations of materials; just as a business card, the reception is the first point of contact with the public and the outside world.




Receptions





Receptions






Receptions





Receptions





Receptions





Receptions










Receptions





Receptions





Receptions





Moduli bancone in melaminico o laminato / Reception units melamine or laminate finishes


Pannelli verticali sp. 1.8 cm, in melaminico (*) o laminato (**)/
Vertical panels 1.8 cm thick, in melamine (*) or laminate (**)



Piani di lavoro sp. 2.5 cm, in melaminico /
Worktops 2.5 cm thick, in melamine



Top sp. 1.2 cm, in vetro temperato /
Top 1.2 cm thick, tempered glass



Gambe in metallo – Supporti top in zama Piedini in ABS /
Metal legs – Die cast zama supports – ABS feet



Note

Per i colori e le finiture dei Frontal Panels, vedere il relativo capitolo in DV300 - Accessori. / For colours and finishes of Frontal Panels, see the chapter in DV300 - Accessories.

■ Prodotti non in pronta consegna. Per la disponibilità contattare l'ufficio commerciale. / Items not in prompt delivery. Please contact the commercial department to check availability.

Moduli bancone dritti – Moduli bancone curvi 60° – Moduli bancone raccordo 90°/Straight counter units – 60° curved counter units – 90° counter corner units

P 87,4 x H 110	L 170 P 99 x H 110	L 230 P 105,5 x H 110	L 87,4 P 87,4 x H 110	L 120 P 120 x H 110	L 87,4 P 87,4 x H 110
701.MB.11.09_L 90 701.MB.11.14_L 140	701.MC.14.17_ Interno/Internal	701.MC.15.23_ Esterno/External	701.MC.13.08_ Interno curvo /Curved internally	701.MC.16.12_ Interno dritto /Straight internally	701.MC.17.08_ Esterno dritto con gamba /Straight externally with leg
					701.MC.18.08_ Esterno dritto /Straight externally

Note: Il top in vetro extrachiario retrolaccato non è in pronta consegna. Per la disponibilità contattare l'ufficio commerciale/Extra-light rear-lacquered glass top is not in prompt delivery. Please contact the commercial department to check availability

Moduli bancone con piano conversazione – Gambe – Fianchi
/Counter units with conversation top – Legs – Sides

P 105 x H 74	L 190 P 117 x H 74	Ø 4 x H 71,5		L 78 P 1,8 x H 102	
701.MB.12.09_L90 701.MB.12.14_L140	701.MB.12.19_ Interno/Internal	701.GM.11.00	701.GT.11.00	701.FC.11.07_ Dx-R/SX-L	701.FC.12.07_

Cassettiere su ruote/Pedestals on castors

L 42 P 57 x H 55,5		L 32,2 P 54,2 x H 55,6	L 42,2 P 54,2 x H 55,6
550.CS.10.04_ Melaminico/Melamine	550.CS.20.04_ Melaminico/Melamine	550.CS.1M.03_ Metalliche/Metallic	550.CS.2M.03_ Metalliche/Metallic
		550.CS.1M.04_ Metalliche - Vaschetta porta cancelleria inclusa /Metallic - Stationery tray included	550.CS.2M.04_ Metalliche - Vaschetta porta cancelleria inclusa /Metallic - Stationery tray included

Note: Per portacancelleria cassetti, vedi capitolo DV300-Accessori / For stationary tray, see chapter DV300-Accessories.

Canalizzazione – Elettrificazione/Wire-Management – Electrification

300.AP.V1.00	300.AP.30.02 L 24 300.AP.30.05 L 50 300.AP.30.06 L 60 300.AP.30.09 L 90 300.AP.30.11 L 110 300.AP.30.14 L 140	300.AP.T2.01 Ø 8	804.CL.02.01 L 10 804.CL.02.04 L 45 804.CL.02.06 L 65 804.CL.02.08 L 85 804.CL.02.11 L 110	300.AP.15.04 L 45 300.AP.15.05 L 58 300.AP.15.07 L 78 300.AP.15.11 L 110	300.AP.S1.02 L 20,5 300.AP.S1.03 L 30 300.AP.S1.04 L 42	300.AP.T4.01 300.AP.T5.01 – UK 300.AP.T6.01 – US	Ø 8 300.AP.T8.11 300.AP.T8.14 300.AP.T8.17 300.AP.T8.20

Accessori/Accessories

300.AC.06.05

Bracci porta video/Arms for video support

300.AC.02.01 Braccio porta video mobile su piano /Dynamic arm for video support on deskbase

- Note:**
- ① Per la scelta dei contenitori e degli accessori vari, consultare il relativo listino o catalogo/To choose storage units and accessories, please check correspondent price list or catalogue;
 - ② Le dimensioni sono espresse in cm – consultare il listino prezzi per le caratteristiche tecniche, i codici degli articoli e delle finiture/Dimensions are stated in cm – for technical characteristics, article code numbers and finishing see price list;
 - ③ Progettare la composizione del bancone ed aggiungere: n°1 gamba intermedia, o fianco intermedio per ogni collegamento tra due moduli; n° 1 gamba terminale Dx o Sx o fianco terminale Dx o Sx per ogni lato finale del bancone; /When designing the counter composition, add the following elements: n°1 middle leg or middle side for each connection between two counters; n°1 terminal leg (RH or LH) or terminal side (RH or LH) on each side of the counter unit;
 - Prodotti non in pronta consegna. Per la disponibilità contattare l'ufficio commerciale/Items not in prompt delivery. Please contact the commercial department to check availability;
 - ◻ Articoli prodotti solo su richiesta/Items produced only on demand;
 - 🔒 Con serratura/With lock.

Qubo

DV703

Minimalismo e pulizia progettuale. La collezione si presenta come elemento dedicato all'accoglienza. I banconi da reception per ufficio sono caratterizzati da elementi semplici che, accostati tra di loro, definiscono lo spazio di primo contatto.

Minimalism and clean design. The collection is presented as an element dedicated to hospitality. The reception desks for offices are characterized by simple elements which, combined with each other, define the space of first contact.















Receptions





Receptions





Il piano conversazione si integra perfettamente con i diversi moduli bancone e consente di creare uno spazio di grande utilità sia per gli operatori che per il pubblico, senza compromettere l'estetica e la funzione della composizione realizzata.

The conversation worktop, seamlessly integrated within the different counter modules, gives a space of great use both to the operator and the public alike, without compromising the aesthetic and function of the counter-desk.









Receptions





Per arricchire la serie, è stato integrato un "top accettazione" che si abbina in modo elegante alle diverse finiture del bancone.

To enrich the series, a "decorative top" has been integrated that elegantly combines with the different finishes of the counter.







Receptions









Receptions



Il disegno ricercato e particolare dei top terminali, caratterizza e rende riconoscibile lo stile di questa reception, anche nelle composizioni più semplici e lineari.

The particular design of the terminal tops provides the character and style of this reception desk, even in the most simple and linear compositions.





Moduli bancone / Counter modules

Pannelli verticali sp. 2.5 cm, in melaminico con bordi in ABS sp. 0.15 cm / Vertical panels 2.5 cm thick, in melamine with ABS edge-profile 0.15 cm thick



Piani di lavoro sp. 2.5 cm, in melaminico con bordi in ABS sp. 0.2 cm / Worktops 2.5 cm thick, in melamine with ABS edge-profile 0.2 cm thick

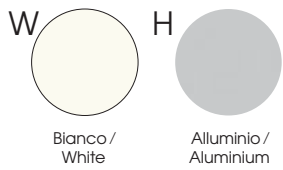


Abbinamento tops / Tops combinations

Top sp. 1.8 cm, in melaminico ☒ o laminato (***) con bordi in PMMA bicolore sp. 0.15 cm / Top 1.8 cm thick, melamine ☒ or laminate (***) with PMMA edges-profiles 0.15 cm thick



Colonna metallica / Metal column



Zoccoli in alluminio / Aluminium plinth



Supporti in zama / Supports in zamak



Box multiuso / Storage box

Box sp. 1 cm, in melaminico con bordi in ABS colore alluminio sp. 0.1 cm / Box 1 cm thick, in melamine with ABS edges-profiles 0.1 cm thick



Composizione in gres / Gres composition



Top accettazione / Decorative top ☐



Note

☐ Prodotti non in pronta consegna. Per la disponibilità contattare l'ufficio commerciale / Items not in prompt delivery. Please contact the commercial department to check availability

Moduli bancone standard/Standard counter units

<p>P 84 x H 112,5</p> <p>703.MB.01.08_ L 80 703.MB.01.14_ L 140 703.MB.01.16_ L 160 703.MB.01.20_ L 200** Moduli dritti/Straight counter units</p>	<p>L 84 P 84 x H 112,5</p> <p>*</p> <p>703.MB.03.08_ Raccordo 90° a 2 vie /2 ways 90° connection unit</p>	<p>L 84 P 84 x H 112,5</p> <p>Dx/R</p> <p>703.MB.04.08_ Terminale 90° Dx- Sx /Terminal counter unit 90° R - L</p>
--	--	---

Componenti per moduli bancone/Components for counter units

<p>P 2,5 x H 110</p> <p>703.SQ.01.08_ L 80 703.SQ.01.14_ L 140 703.SQ.01.16_ L 160 703.SQ.01.20_ L 200** Schiene per moduli dritti /Back panels for straight units</p>	<p>L 84 P 84 x H 110</p> <p>703.SQ.02.08_ Schiene per moduli 90° /Back panels for 90° units</p>	<p>P 80 x H 2,5</p> <p>703.PQ.01.08_ L 80 703.PQ.01.14_ L 140 703.PQ.01.16_ L 160 703.PQ.01.20_ L 200 Piani scrivania per moduli dritti /Worktops for straight units</p>	<p>L 80 P 80 x H 2,5</p> <p>703.PQ.02.08_ Piani scrivania per moduli 90° /Worktops for 90° units</p>
--	---	--	--

Componenti per moduli bancone/Components for counter modules

<p>P 30 x H 1,8</p> <p>703.TQ.01.08_ L 80 703.TQ.01.14_ L 140 703.TQ.01.16_ L 160 703.TQ.01.20_ L 200 Top per moduli dritti /Top for straight units</p>	<p>L 84 P 84 x H 1,8</p> <p>*</p> <p>703.TQ.02.08_ Top per raccordo 90° a 2 vie /Top for 90° units</p>	<p>L 84 P 84 x H 1,8</p> <p>703.TQ.03.08_ Top per terminali 90° Dx - Sx /R - L top for 90° terminal units</p>	<p>L 84 P 2,5 x H 112,5</p> <p>ⓐ</p> <p>703.FC.01.08_ Sx/L - Dx/R Fianchi terminali Dx - Sx /R - L terminal sides</p>	<p>L 5 P 5 x H 71,5</p> <p>703.GM.01.01 Colonna intermedia /Intermediate slim column</p>	<p>P 2,5 x H 8</p> <p>703.ZB.01.08 L 80 703.ZB.01.14 L 140 703.ZB.01.16 L 160 703.ZB.01.20 L 200 Zoccoli per moduli dritti/Metal plinth for straight units (Optional)</p>	<p>L 84 P 84 x H 8</p> <p>703.ZB.02.08 Zoccoli per moduli 90° /Metal plinth for 90° units (Optional)</p>
---	---	---	--	--	---	--

***** Non utilizzabile come terminale/It cannot be used as a terminal side **ⓐ** Componenti non collegabili con modulo conversazione/Items that cannot be connected with the conversation counter units

Moduli bancone con piano conversazione/Counter units with conversation top

<p>L 140 P 115 x H 74</p> <p>ⓐ</p> <p>703.MB.02.14_ Modulo conversazione /Conversation counter unit</p>	<p>L 140 P 2,5 x H 71,5</p> <p>ⓐ</p> <p>703.SQ.03.14_ Schiena per modulo conversazione /Back panels for conversation unit</p>	<p>L 140 P 115 x H 2,5</p> <p>ⓐ</p> <p>703.PQ.03.14_ Piano per modulo conversazione /Worktop for conversation unit</p>	<p>L 84 P 2,5 x H 74</p> <p>ⓐ</p> <p>703.FC.03.08_ Sx/L - Dx/R Fianchi terminali per modulo conversazione /Terminal sides for conversation unit</p>	<p>L 28 P 2,5 x H 39</p> <p>ⓐ</p> <p>703.CT.A1.02_ Sx/L - Dx/R Fianchetti superiori per modulo conversazione /Small sides for conversation unit</p>
--	--	---	--	--

ⓐ Gli zoccoli sono optional e non sono previsti per i fianchi terminali / The aluminium plinths are optional and are not intended for end panels

Top accettazione/Decorative top

<p>P 32,3 x H 74</p> <p>ⓐ</p> <p>703.TA.01.14_ L 140 703.TA.01.16_ L 160</p>	<p>ⓐ</p> <p>703.LQ.02.14_ L 140 703.LQ.02.16_ L 160</p> <p>Led</p>
---	---

Cassettiere portanti/Carrying pedestals

<p>L 42 P 65 x H 72,2</p> <p>ⓐ</p> <p>550.CS.30.04_ 550.CS.40.04_ Cassettiere senza top per integrazione sotto il piano di lavoro/Pedestals without top to be integrated under the worktop</p>	<p>H 1,8</p> <p>ⓐ</p> <p>550.CG.12.04 Zoccolo (Optional) /Base frame (Optional)</p>	
---	--	--

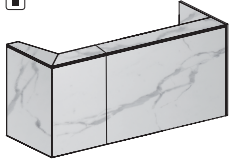
Cassettiere/Pedestals

<p>L 42 P 57 x H 55,5</p> <p>ⓐ</p> <p>550.CS.10.04_ Melaminico/Melamine 550.CS.20.04_ Melaminico/Melamine</p>	<p>L 32,2 P 54,2 x H 55,6</p> <p>ⓐ</p> <p>550.CS.1M.03_ Metalliche/Metallic 550.CS.2M.03_ Metalliche/Metallic</p>	<p>L 42,2 P 54,2 x H 55,6</p> <p>ⓐ</p> <p>550.CS.1M.04_ Metalliche - Vaschetta porta cancelleria inclusa /Metallic - Stationery tray included 550.CS.2M.04_ Metalliche - Vaschetta porta cancelleria inclusa /Metallic - Stationery tray included</p>
--	--	--

Note: Per portacancelleria cassette, vedi capitolo DV300-Accessori / For stationary tray, see chapter DV300-Accessories.

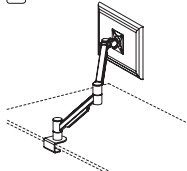
Composizione in gres/Gres composition

L 247 P 84 x H 112,5



703.CM.P1

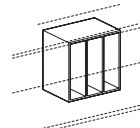
Bracci porta video/Arms for video support



300.AC.02.01
Braccio porta video mobile su piano
/Dynamic arm for video support on deskbase

Accessori/Accessories

L 35 P 24 x H 35



300.AC.14.03


Canalizzazione – Elettrificazione/Wire-Management – Electrification



300.AP.V1.00



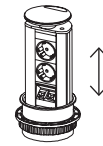
300.AP.15.05 L 58
For 703.MB.01.08_/703.MB.04.08_
300.AP.15.08 L 88
For 703.MB.01.20_
300.AP.15.11 L 110
For 703.MB.01.14_/703.MB.02.14_
300.AP.15.14 L 140
For 703.MB.01.16_



703.AP.01.04 L 45
For 703.MB.03.08_



300.AP.S1.02 L 20,5
300.AP.S1.03 L 30
300.AP.S1.04 L 42



300.AP.T4.01
300.AP.T5.01 – UK
300.AP.T6.01 – US

Ø 8



300.AP.T8.11
300.AP.T8.14
300.AP.T8.17
300.AP.T8.20



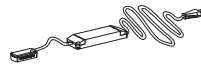
300.AP.T2.01 Ø 8



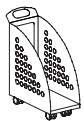
300.AP.T7.01 Ø 6
300.AP.T8.01 Ø 8



703.LQ.03.00 L 55



703.KQ.03.00
15W/100 – 240V ≥ 12V



300.AC.06.05_

Note:

1 Progettare la composizione del bancone ed aggiungere:
n°1 gamba intermedia per ogni collegamento tra due moduli;
n° 1 fianco terminale dx o sx, o fianco terminale conversazione
per ogni lato finale del bancone; copertura superiore per ogni
collegamento tra modulo conversazione e modulo bancone /
When designing the counter composition, add the following
elements: n°1 middle leg for each connection between two
counters; n°1 terminal side (RH or LH), or terminal side for
conversation counter unit on each side of the counter unit;
upper cover element for the connection between the
conversation counter unit and the standard counter unit;

2 Per la scelta dei contenitori e degli accessori vari,
consultare il relativo listino o catalogo/To choose storage
units and accessories, please check correspondent price
list or catalogue;

3 Le dimensioni sono espresse in cm – consultare
il listino prezzi per le caratteristiche tecniche, i codici
degli articoli e delle finiture/Dimensions are stated in cm
– for technical characteristics, article code numbers
and finishing see price list;

** Le schiene L=200 cm non sono disponibili noce
"Maroncelli"/The back panels W=200 cm are not available in
"Maroncelli" walnut.

■ Prodotti non in pronta consegna. Per la disponibilità
contattare l'ufficio commerciale/Items not in prompt
delivery. Please contact the commercial department to
check availability;

● Articoli prodotti solo su richiesta/Items produced only
on demand;

☒ Con serratura/With lock.

☒ Fino ad esaurimento/Until exhaustion;

dvo_

DVO S.R.L. con unico socio
Via XX Settembre, 272
Casella Postale n. 65
U.P. Roveredo in Piano
33080 Roveredo in Piano (PN)
Italy

Tel. +39 0434 386 111
Fax +39 0434 386 112
www.dvo.it
info@dvo.it

Graphic Design
dvo_uff_mkt

Print
Grafiche Antiga

Printed in Italy
Issue 01
December 2021



**Foto e testi copyright
DVO non riproducibili.
La venditrice si riserva
la facoltà di apportare
al prodotto eventuali
modifiche tecniche,
dimensionali ed estetiche
in qualsiasi momento
senza preavviso.**

Pictures and text are
DVO copyright, duplicate
forbidden. The selling
Company reserves the
right to introduce changes
to products regarding
sizes and aesthetical
or technical aspects at
any timewithout notice.



DVO S.R.L. - AZIENDA CERTIFICATA / CERTIFIED COMPANY



Richiedi i prodotti certificati FSC® / Request for FSC® certified products

Il marchio della
gestione forestale
responsabile

dvo_

DVO S.R.L. con unico socio
Via XX Settembre, 272
Casella Postale n. 65
U.P. Roveredo in Piano
33080 Roveredo in Piano (PN)
Italy

Tel. +39 0434 386 111
Fax +39 0434 386 112
www.dvo.it
info@dvo.it

